

CKG

Universal

Cooling capacity 2,7 ÷ 6,6 kW
 Heating capacity 2,9 ÷ 6,8 kW



- Standard Wi-Fi module.
- New R32 ecological refrigerant gas.
- Air Purifiers (Cold Plasma).
- Low cooling function: cooling operation with outdoor temperatures down to -15 °C.
- Low heating function: heating operation with outdoor temperatures down to -22 °C.



DESCRIPTION

The monosplit air conditioners of the CKG range are combined with CKG_FS (Console) indoor units with an inverter fan unit, offering twin delivery for optimum air flow control and enhanced environmental comfort.

Universal indoor units:

all indoor units can be combined with both multisplit outdoor units of the series MPG and MLG and monosplit outdoor units of the series CKG.

CKG_FS	CKG260FS	CKG360FS	CKG500FS
Universal indoor units compatible with MPG multisplit system	•	•	•
Universal indoor units compatible with MLG multisplit system	•	•	

The outdoor unit features a compressor with inverter technology, an electronic valve and electric heater to ensure proper winter operation and prevent ice formation on the coil.

FEATURES



Indoor unit

Console indoor unit designed to be installed on indoor floors.

- Every indoor unit comes with a remote control and a remote control holder.
- Fan with DC inverter technology.
- Regenerable air filter easy to remove and clean.
- Timer for programming switch-off and switch-on.
- Indoor unit front panel with LED display and indicator lights.
- 5-speed fan, to meet every possible need.
- **Auto** function for a continuous speed variation.
- **Turbo** function to attain the desired temperature as quickly as possible.
- **Sleep** night time function well-being program.
- **X-fan** prolonged ventilation function, in order to perfectly dry the coil and avoid the formation and proliferation of pathogens.
- **Anti-freeze** function that allows you to keep an inside minimum temperature of 8 °C in winter.
- **iFeel** function for activating the ambient temperature probe inside the remote control, for improved comfort.

Outdoor unit

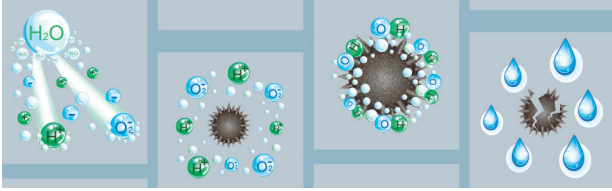
Monosplit air conditioner.

Reversible air/air heat pump with DC inverter technology.

- Fitted with a electrical anti-freeze heater (in unit base) to avoid the formation of ice and encourage the drainage of condensate during heating operation.
- Compressor and fan with DC inverter technology.
- Fitted with an electronic expansion valve.


Air Purifiers (Cold Plasma)

Capable of reducing pollutants breaking down their molecules using electric discharges, causing the splitting of the water molecules in the air into positive and negative ions. These ions neutralise the molecules of the gaseous pollutants obtaining products that are normally present in clean air. The device can eliminate 90% of bacteria. The result is clean, ionised air that has no bad odours.



X-fan function

This self-cleaning system foresees that the fan of the indoor unit continues its operation for a few minutes after the unit is turned off, in order to perfectly dry the coil and avoid the formation and proliferation of pathogens.



Smart APP Ewpe

This system is fitted **standard** with a wi-fi module that can be used, along with the app for iOS and Android devices (available free on Apple Store and Google Play), to control the system remotely on your smartphone or tablet, or via Cloud with the aid of a wireless router connected to the Internet.



General features

- New R32 ecological refrigerant gas with low GWP.
- Operating mode: cooling, heating, dehumidification, automatic and fan only.
- Particularly quiet operation.
- Microprocessor control.
- Auto-restart function.
- Self-diagnosis function.
- Air filter easily removed and cleaned.
- Easy installation and maintenance.

ACCESSORIES COMPATIBILITY

Accessory	CKG260FS	CKG360FS	CKG500FS
CC2	.	.	.
WRCA	.	.	.

The accessory CC2 version 01 is compatible with the indoor units of the CKG_FS series, from version 01.

ACCESSORIES

CC2: Centralised control with 7" touchscreen display for managing several indoor units within a number of multisplit systems. The centralised control has an integrated external contact. For more information, refer to the specific documentation. *

WRCA: Wired panel with liquid crystal display and soft-touch buttons. This accessory can be used to control not only the traditional system functions but also a weekly timer with a maximum of 8 daily time bands.

* **The CC2 centralised control can manage up to 36 CKG systems.**



Single air delivery



Dual air delivery (default)



Intake



PERFORMANCE SPECIFICATIONS

Indoor unit		CKG260FS	CKG360FS	CKG500FS
Outdoor unit		CKG260	CKG360	CKG500
Nominal cooling performances				
Cooling capacity (1)	kW	2,70	3,52	5,20
Cooling input power (1)	kW	0,72	1,00	1,55
EER (2)	W/W	3,75	3,52	3,35
Moisture removed	l/h	0,8	1,2	1,8
Minimum cooling performances				
Cooling capacity	kW	0,70	0,80	1,26
Cooling input power	kW	0,17	0,16	0,38
Maximum cooling performances				
Cooling capacity	kW	3,40	4,40	6,60
Cooling input power	kW	1,30	1,50	2,45
Cooling input current	A	3,5	4,5	7,1
Seasonal efficiency				
SEER	W/W	7,20	7,00	6,60
Efficiency energy class (3)		A++	A++	A++
Annual power consumption	kWh/annum	131	175	276
Nominal heating performances				
Heating capacity (4)	kW	2,90	3,80	5,33
Heating input power (4)	kW	0,73	0,96	1,50
COP (2)	W/W	3,97	3,96	3,55
Minimum heating performances				
Heating capacity	kW	0,60	1,10	1,12
Heating input power	kW	0,13	0,17	0,35
Maximum heating performances				
Heating capacity	kW	3,50	4,40	6,80
Heating input power	kW	1,35	1,50	2,50
Heating input current	A	3,6	4,3	6,7
Seasonal efficiency (temperate climate)				
SCOP		4,00	4,10	4,10
Efficiency energy class (3)		A+	A+	A+
Annual power consumption	kWh/annum	910	1093	1750

(1) Cooling (EN 14511 and EN 14825) ambient air temperature 27 °C d.b. / 19 °C w.b.; outside air temperature 35 °C; turbo speed; length of refrigerant lines 5 m.

(2) EER/COP in accordance with the Standard (EN 14511), only declared for the purposes of the tax deductions in force at the time of this publication.

(3) Data in accordance with Delegated Regulation (EU) No. 626/2011.

(4) Heating (EN 14511 and EN 14825) ambient air temperature 20 °C d.b.; outside air temperature 7 °C d.b. / 6 °C w.b.; turbo speed; length of refrigerant lines 5 m.

INDOOR UNIT

Indoor unit		CKG260FS	CKG360FS	CKG500FS
Input power	W	35	40	50
Type of fan	Type	Inverter centrifugal		
Air flow rate				
Turbo	m ³ /h	500	600	700
Maximum	m ³ /h	430	520	650
Average	m ³ /h	370	440	520
Minimum	m ³ /h	280	360	410
Sound power				
Turbo	dB(A)	50,0	54,0	57,0
Maximum	dB(A)	48,0	50,0	55,0
Average	dB(A)	44,0	46,0	51,0
Minimum	dB(A)	38,0	39,0	47,0
Sound pressure (1)				
Turbo	dB(A)	39,0	44,0	47,0
Maximum	dB(A)	36,0	40,0	45,0
Average	dB(A)	31,0	36,0	41,0
Minimum	dB(A)	26,0	29,0	37,0
Indoor unit				
Condensate discharge diameter	mm	17,0	17,0	17,0

(1) Sound pressure measured in semi anechoic chamber at a distance of 1,5 m from the source.

OUTDOOR UNIT

		CKG260	CKG360	CKG500
Outdoor unit				
Type of fan	Type		Inverter axial	
Air flow rate				
Maximum	m ³ /h	1600	2200	3200
Sound power				
Maximum	dB(A)	60,0	62,0	65,0
Sound pressure (1)				
Maximum	dB(A)	49,0	52,0	57,0
Compressor				
Type	type		Inverter rotary	
Refrigerant	type		R32	
Refrigerant charge	kg	0,55	0,75	0,95
Potential global heating	GWP		675kgCO ₂ eq	
Equivalent CO ₂	t	0,37	0,51	0,64
Outdoor unit				
Condensate discharge diameter	mm	15,8	15,8	15,8

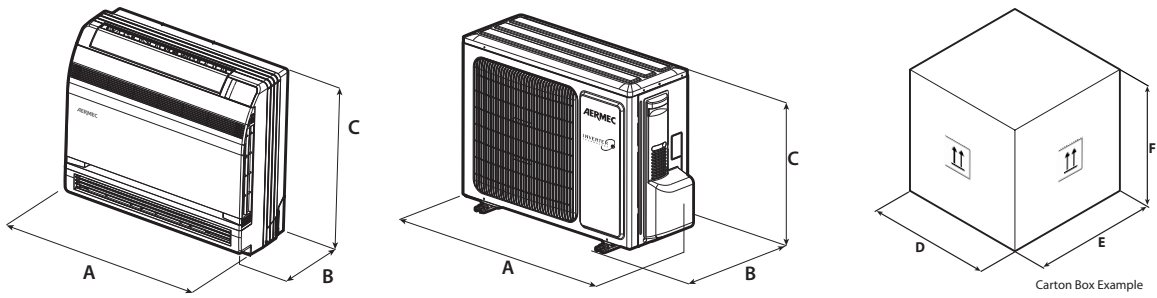
(1) Sound pressure measured in semi anechoic chamber at a distance of 1,5 m from the source.

GENERAL DATA

Indoor unit		CKG260FS	CKG360FS	CKG500FS
Outdoor unit		CKG260	CKG360	CKG500
Electric data				
Rated power input (1)	kW	1,4	1,5	2,5
Rated current input (1)	A	6,0	6,7	11,1
Refrigeration pipework				
Diameter of liquid refrigerant connections	mm (inch)	6,35 (1/4")	6,35 (1/4")	6,35 (1/4")
Diameter of refrigerant gas connections	mm (inch)	9,52 (3/8")	9,52 (3/8")	12,7 (1/2")
Maximum refrigerant tube length	m	15	20	25
Maximum refrigerant line level difference	m	10,0	10,0	10,0
Refrigerant to be added	g/m	16	16	16
Power supply				
Power supply		220-240V ~ 50Hz	220-240V ~ 50Hz	220-240V ~ 50Hz

(1) The rated power input (rated current input) is the maximum input electrical power (maximum current input) from the system, in accordance with the Standards EN 60335-1 and EN 60335-2-40.

DIMENSIONS AND WEIGHTS



		CKG260FS	CKG360FS	CKG500FS
Indoor unit				
A	mm	700	700	700
B	mm	215	215	215
C	mm	600	600	600
D	mm	788	788	788
E	mm	283	283	283
F	mm	697	697	697
Net weight	kg	15,50	15,50	15,50
Weight for transport	kg	18,50	18,50	18,50
		CKG260	CKG360	CKG500
Outdoor unit				
A	mm	782	848	965
B	mm	320	320	396
C	mm	540	596	700
D	mm	823	881	1029
E	mm	358	363	458
F	mm	595	645	750
Net weight	kg	27,50	30,50	46,00
Weight for transport	kg	30,00	33,50	50,50

Aermec reserves the right to make any modifications deemed necessary.
All data is subject to change without notice. Aermec does not assume responsibility or liability for errors or omissions.

Aermec S.p.A.
Via Roma, 996 - 37040 Bevilacqua (VR) - Italia
Tel. 0442633111 - Telefax 044293577
www.aermec.com